

MONTHLY REPORT OF DISBURSEMENTS

For the month of JANUARY- MARCH 2021

Department: OTHER EXECUTIVE OFFICES
 Entity Name: NATIONAL COMMISSION ON MUSLIM FILIPINOS
 Operating Unit: CENTRAL OFFICE
 Organization Code (UACS):
 Funding Source Code (as clustered): 101
 (e.g. Old Fund Code: 101,102, 151)

PARTICULARS	CURRENT YEAR BUDGET					PRIOR YEAR'S BUDGET											TRUST LIABILITIES				GRAND TOTAL					Remarks	
	PS	MOOE	Fin. Exp	CO	TOTAL	PRIOR YEAR'S ACCOUNTS PAYABLE					CURRENT YEAR'S ACCOUNTS PAYABLE						SUB-TOTAL	PS	MOOE	CO	TOTAL	PS	MOOE	Fin. Exp	CO		TOTAL
						PS	MOOE	Fin. Exp	CO	Sub-Tot	PS	MOOE	Fin. Exp	CO	Sub-Tot	TOTAL											
1	2	3	4	5	6=(2+3+4+5)	7	8	9	10	11	12	13	14	15	16=(11+12+13+14+15)	17=(11+16)	18=(6+17)	19	20	21	22=(19+20+21)	23	24	25	26	27=(23+24+25+26)	28
Notice of Cash Allocation (NCA)	40,136,883.00	8,154,900.00	-	-	48,291,783.00																	40,136,883.00	8,154,900.00	-	-	48,291,783.00	e.g. Reasons for over or under spending and the catch-up plan
MDS Checks Issued	34,037,205.46	1,991,903.45	-	-	36,029,108.91																	34,037,205.46	1,991,903.45	-	-	36,029,108.91	
Advice to Debit Account	-	-	-	-	-																	-	-	-	-	-	
Working Fund (NCA issued to BTr)	-	-	-	-	-																	-	-	-	-	-	
Tax Remittance Advices Issued (TRA)	3,906,954.84	51,054.36	-	-	3,958,009.20																	3,906,954.84	51,054.36	-	-	3,958,009.20	
Cash Disbursement Ceiling (CDC)	-	-	-	-	-																	-	-	-	-	-	
Non-Cash Availment Authority (NCAA)	-	-	-	-	-																	-	-	-	-	-	
Others (CDT, BTr Does Stamp, etc.)	-	-	-	-	-																	-	-	-	-	-	
TOTAL	37,944,160.30	2,042,957.81	-	-	39,987,118.11																	37,944,160.30	2,042,957.81	-	-	39,987,118.11	
FEBRUARY																											
Notice of Cash Allocation	44,181,900.00	14,232,000.00	-	-	58,413,900.00																	44,181,900.00	14,232,000.00	-	-	58,413,900.00	
MDS Checks Issued	41,017,448.29	16,794,075.00	-	-	57,811,523.29																	41,017,448.29	16,794,075.00	-	-	57,811,523.29	
Advice to Debit Account	-	-	-	-	-																	-	-	-	-	-	
Tax Remittance Advices Issued	4,027,176.08	430,578.78	-	-	4,457,754.86																	4,027,176.08	430,578.78	-	-	4,457,754.86	
Cash Disbursement Ceiling	-	-	-	-	-																	-	-	-	-	-	
Non-Cash Availment Authority	-	-	-	-	-																	-	-	-	-	-	
Others (CDT, Does Stamp, etc.)	-	-	-	-	-																	-	-	-	-	-	
TOTAL	45,044,624.37	17,224,653.78	-	-	62,269,278.15																	45,044,624.37	17,224,653.78	-	-	62,269,278.15	
MARCH																											
Notice of Cash Allocation	44,348,900.00	11,971,000.00	-	-	56,319,900.00																	44,348,900.00	11,971,000.00	-	-	56,319,900.00	
MDS Checks Issued	53,757,513.63	15,423,550.84	-	-	69,181,064.47																	53,757,513.63	15,423,550.84	-	-	69,181,064.47	
Advice to Debit Account	-	-	-	-	-																	-	-	-	-	-	
Tax Remittance Advices Issued	4,307,461.63	482,105.42	-	-	4,789,567.05																	4,307,461.63	482,105.42	-	-	4,789,567.05	
Cash Disbursement Ceiling	-	-	-	-	-																	-	-	-	-	-	
Non-Cash Availment Authority	-	-	-	-	-																	-	-	-	-	-	
Others (CDT, Does Stamp, etc.)	-	-	-	-	-																	-	-	-	-	-	
TOTAL	58,064,975.26	15,905,656.26	-	-	73,970,631.52																	58,064,975.26	15,905,656.26	-	-	73,970,631.52	
1st QUARTER																											
Notice of Cash Allocation	125,503,231.29	36,919,975.00	-	-	163,025,583.00																	125,503,231.29	36,919,975.00	-	-	163,025,583.00	
MDS Checks Issued	128,812,167.38	34,209,529.29	-	-	163,021,696.67																	128,812,167.38	34,209,529.29	-	-	163,021,696.67	
Advice to Debit Account	-	-	-	-	-																	-	-	-	-	-	
Tax Remittance Advices Issued	12,241,592.55	963,738.56	-	-	13,205,331.11																	12,241,592.55	963,738.56	-	-	13,205,331.11	
Cash Disbursement Ceiling	-	-	-	-	-																	-	-	-	-	-	
Non-Cash Availment Authority	-	-	-	-	-																	-	-	-	-	-	
Others (CDT, Does Stamp, etc.)	-	-	-	-	-																	-	-	-	-	-	
GRAND TOTAL	141,053,759.93	35,173,267.85	-	-	176,227,027.78																	141,053,759.93	35,173,267.85	-	-	176,227,027.78	


SUMMARY:

	<u>(Previous Month)</u>	<u>(This month)</u>	<u>As of Date</u>		<u>This Month</u>	<u>As of Date</u>
Total Disbursement Authorities Received	-	163,025,583.00		Total Disbursements Program	163,025,583.00	163,025,583.00
NCA	-	163,025,583.00	163,025,583.00	Less: * Actual Disbursements	163,021,696.67	163,021,696.67
Working Fund	-	-		(Over)/Under spend	<u>3,886.33</u>	<u>3,886.33</u>
TRA	-	13,205,331.11	13,205,331.11			
CDC	-	-				
NCAA	-	-				
Others (CDT, BTr Does Stamp, etc.)	-	-				
Less: Notice of Transfer Allocations (NTA)* issued	-	-				
Total Disbursements Authorities Available						
Less: Lapsed NCA	-	-				
Disbursements *		163,021,696.67	163,021,696.67			
Balance of Disbursements Authorities as of date		3,886.33	3,886.33			

Notes: The use of NTA is discouraged
 * Amounts should tally

Certified Correct:

NORODEN M. BALINDONG, CPA
 Agency Chief Accountant
 Date: _____

Approved By:

SAIDAMEN B. PANGARUNGAN
 Head of Agency or Authorized Representative
 Date: _____

MONTHLY REPORT OF DISBURSEMENTS

For the month of JULY-SEPTEMBER 2021

Department: OTHER EXECUTIVE OFFICES
 Entity Name: NATIONAL COMMISSION ON MUSLIM FILIPINOS
 Operating Unit: CENTRAL OFFICE
 Organization Code (UACS):
 Funding Source Code (as clustered): 101
 (e.g. Old Fund Code: 101,102, 151)

PARTICULARS	CURRENT YEAR BUDGET					PRIOR YEAR'S BUDGET										SUB-TOTAL	TRUST LIABILITIES				GRAND TOTAL					Remarks	
	PS	MOOE	Fin. Exp	CO	TOTAL	PRIOR YEAR'S ACCOUNTS PAYABLE					CURRENT YEAR'S ACCOUNTS PAYABLE						PS	MOOE	CO	TOTAL	PS	MOOE	Fin. Exp	CO	TOTAL		
						PS	MOOE	Fin. Exp	CO	Sub-Tot	PS	MOOE	Fin. Exp	CO	Sub-Tot												TOTAL
1	2	3	4	5	6=(2+3+4+5)	7	8	9	10	11	12	13	14	15	16	17=(11+16)	18=(6+17)	19	20	21	22	23	24	25	26	27=(23+24+25+26)	28
Notice of Cash Allocation (NCA)	48,243,815.00	7,260,000.00	-	-	55,503,815.00																						
MDS Checks Issued	19,974,613.84	6,458,590.81	-	431,587.49	26,864,792.14																						
Advice to Debit Account	-	-	-	-	-																						
Working Fund (NCA issued to BTr)	-	-	-	-	-																						
Tax Remittance Advices Issued (TRA)	4,971,462.21	329,133.16	-	-	5,300,595.37																						
Cash Disbursement Ceiling (CDC)	-	-	-	-	-																						
Non-Cash Availment Authority (NCAA)	-	-	-	-	-																						
Others (CDT, BTr Does Stamp, etc.)	-	-	-	-	-																						
TOTAL	24,946,076.05	6,787,723.97	-	431,587.49	32,165,387.51																						
AUGUST																											
Notice of Cash Allocation	39,107,000.00	6,178,000.00	-	-	45,285,000.00																						
MDS Checks Issued	56,765,394.77	8,138,486.53	-	-	64,903,881.30																						
Advice to Debit Account	-	-	-	-	-																						
Tax Remittance Advices Issued	4,724,560.99	320,660.32	-	-	5,045,221.31																						
Cash Disbursement Ceiling	-	-	-	-	-																						
Non-Cash Availment Authority	-	-	-	-	-																						
Others (CDT, Does Stamp, etc.)	-	-	-	-	-																						
TOTAL	61,489,955.76	8,459,146.85	-	-	69,949,102.61																						
SEPTEMBER																											
Notice of Cash Allocation	44,248,862.00	6,312,000.00	-	-	50,560,862.00																						
MDS Checks Issued	52,409,386.54	7,171,082.28	-	-	59,580,468.82																						
Advice to Debit Account	-	-	-	-	-																						
Tax Remittance Advices Issued	4,741,319.39	400,512.87	-	-	5,141,832.26																						
Cash Disbursement Ceiling	-	-	-	-	-																						
Non-Cash Availment Authority	-	-	-	-	-																						
Others (CDT, Does Stamp, etc.)	-	-	-	-	-																						
TOTAL	57,150,705.93	7,571,595.15	-	-	64,722,301.08																						
3rd QUARTER																											
Notice of Cash Allocation	149,258,071.77	21,710,486.53	-	-	151,349,677.00																						
MDS Checks Issued	129,149,395.15	21,768,159.62	-	431,587.49	151,349,142.26																						
Advice to Debit Account	-	-	-	-	-																						
Tax Remittance Advices Issued	14,437,342.59	1,050,306.35	-	-	15,487,648.94																						
Cash Disbursement Ceiling	-	-	-	-	-																						
Non-Cash Availment Authority	-	-	-	-	-																						
Others (CDT, Does Stamp, etc.)	-	-	-	-	-																						
GRAND TOTAL	143,586,737.74	22,818,465.97	-	431,587.49	166,836,791.20																						


SUMMARY:

	(Previous Month)	(This month)	As of Date	Total Disbursements Program	This Month	As of Date
Total Disbursement Authorities Received	393,345,470.00	151,349,677.00	544,695,147.00	151,349,677.00	544,695,147.00	
NCA	393,345,470.00	151,349,677.00	544,695,147.00	151,349,142.26	544,658,453.34	
Working Fund	-	-	-	534.74	36,693.66	
TRA	27,158,690.57	15,487,648.94	42,646,339.51	-	-	
CDC	-	-	-	-	-	
NCAA	-	-	-	-	-	
Others (CDT, BTr Does Stamp, etc.)	-	-	-	-	-	
Less: Notice of Transfer Allocations (NTA)* issued	-	-	-	-	-	
Total Disbursements Authorities Available	393,309,311.08	151,349,142.26	544,658,453.34	-	-	
Less: Lapsed NCA	-	-	-	-	-	
Disbursements *	393,309,311.08	151,349,142.26	544,658,453.34	-	-	
Balance of Disbursements Authorities as of to date	36,158.92	534.74	36,693.66	151,349,142.26	544,658,453.34	

Notes: The use of NTA is discouraged
 * Amounts should tally

Certified Correct:

NORODEN M. BALINDONG, CPA
 Agency Chief Accountant
 Date: _____

Approved By:

SAIDAMEN B. PANGARUNGAN
 Head of Agency or Authorized Representative
 Date: _____

MONTHLY REPORT OF DISBURSEMENTS

For the month of OCTOBER-DECEMBER 2021

Department: OTHER EXECUTIVE OFFICES
 Entity Name: NATIONAL COMMISSION ON MUSLIM FILIPINOS
 Operating Unit: CENTRAL OFFICE
 Organization Code (UACS):
 Funding Source Code (as clustered): 101
 (e.g. Old Fund Code: 101,102, 151)


PARTICULARS	CURRENT YEAR BUDGET					PRIOR YEAR'S BUDGET										SUB-TOTAL	TRUST LIABILITIES				GRAND TOTAL					Remarks		
	PS	MOOE	Fin. Exp	CO	TOTAL	PRIOR YEAR'S ACCOUNTS PAYABLE					CURRENT YEAR'S ACCOUNTS PAYABLE						PS	MOOE	CO	TOTAL	PS	MOOE	Fin. Exp	CO	TOTAL			
						PS	MOOE	Fin. Exp	CO	Sub-Tot	PS	MOOE	Fin. Exp	CO	Sub-Tot													
1	2	3	4	5	6=(2+3+4+5)	7	8	9	10	11=	12	13	14	15	16=	17=(11+16)	18=(6+17)	19	20	21	22=	23	24	25	26	27=(23+24+25+26)	28	
Notice of Cash Allocation (NCA)	48,537,179.00	5,683,000.00	-	-	54,220,179.00																	48,537,179.00	5,683,000.00			54,220,179.00	e.g. Reasons for over or under spending and the catch-up plan	
MDS Checks Issued	40,808,468.94	4,602,027.67	-	-	45,410,496.61																	40,808,468.94	4,602,027.67			45,410,496.61		
Advice to Debit Account																												
Working Fund (NCA Issued to BTr)																												
Tax Remittance Advices Issued (TRA)	4,990,237.36	278,538.68			5,268,776.04																	4,990,237.36	278,538.68			5,268,776.04		
Cash Disbursement Ceiling (CDC)																												
Non-Cash Availment Authority (NCAA)																												
Others (CDT, BTr Does Stamp, etc.)																												
TOTAL	45,798,706.30	4,880,566.35	-	-	50,679,272.65																	45,798,706.30	4,880,566.35	-	-	50,679,272.65		
NOVEMBER																												
Notice of Cash Allocation	113,327,784.00	8,500,000.00		-	121,827,784.00																	113,327,784.00	8,500,000.00			121,827,784.00		
MDS Checks Issued	88,419,484.99	12,585,133.60		194,516.57	101,199,135.16																	88,419,484.99	12,585,133.60		194,516.57	101,199,135.16		
Advice to Debit Account																												
Tax Remittance Advices Issued	4,825,370.81	409,555.36			5,234,926.17																	4,825,370.81	409,555.36			5,234,926.17		
Cash Disbursement Ceiling																												
Non-Cash Availment Authority																												
Others (CDT, Docs Stamp, etc.)																												
TOTAL	93,244,855.80	12,994,688.96	-	194,516.57	106,434,061.33																	93,244,855.80	12,994,688.96	-	194,516.57	106,434,061.33		
DECEMBER																												
Notice of Cash Allocation	78,876,550.00	9,817,091.00		-	88,693,641.00																	78,876,550.00	9,817,091.00			88,693,641.00		
MDS Checks Issued	84,198,299.77	16,386,652.75		1,209,297.77	101,794,250.29																	84,198,299.77	16,386,652.75		1,209,297.77	101,794,250.29		
Advice to Debit Account																												
Tax Remittance Advices Issued	5,003,364.13	1,030,403.92			6,033,768.05																	5,003,364.13	1,030,403.92			6,033,768.05		
Cash Disbursement Ceiling																												
Non-Cash Availment Authority																												
Others (CDT, Docs Stamp, etc.)																												
TOTAL	89,201,663.90	17,417,056.67	-	1,209,297.77	107,828,018.34																	89,201,663.90	17,417,056.67	-	1,209,297.77	107,828,018.34		
4th QUARTER																												
Notice of Cash Allocation	215,833,213.99	28,085,224.60		-	264,741,604.00																	215,833,213.99	28,085,224.60			264,741,604.00		
MDS Checks Issued	213,426,253.70	33,573,814.02		1,403,814.34	248,403,882.06																	213,426,253.70	33,573,814.02		1,403,814.34	248,403,882.06		
Advice to Debit Account																												
Tax Remittance Advices Issued	14,818,972.30	1,718,497.96			16,537,470.26																	14,818,972.30	1,718,497.96			16,537,470.26		
Cash Disbursement Ceiling																												
Non-Cash Availment Authority																												
Others (CDT, Docs Stamp, etc.)																												
GRAND TOTAL	228,245,226.00	35,292,311.98	-	1,403,814.34	264,941,352.32																	228,245,226.00	35,292,311.98	-	1,403,814.34	264,941,352.32		

SUMMARY:	(Previous Month)		(This month)		As of Date		This Month		As of Date	
	Total Disbursement Authorities Received	544,695,147.00	264,741,604.00	809,436,751.00	264,741,604.00	809,436,751.00	Total Disbursements Program	264,741,604.00	809,436,751.00	264,741,604.00
NCA	544,695,147.00	264,741,604.00	809,436,751.00	264,741,604.00	809,436,751.00	Less: * Actual Disbursements (Over)/Under spend	248,403,882.06	793,062,335.40	248,403,882.06	793,062,335.40
Working Fund							16,337,721.94	16,374,415.60		
TRA	42,646,339.51	16,537,470.26	59,183,809.77							
CDC										
NCAA										
Others (CDT, BTr Does Stamp, etc.)										
Less: Notice of Transfer Allocations (NTA)* issued										
Total Disbursements Authorities Available										
Less: Lapsed NCA										
Disbursements *	544,658,453.34	248,403,882.06	793,062,335.40	248,403,882.06	793,062,335.40					
Balance of Disbursements Authorities as of to date	36,693.66	16,337,721.94	16,374,415.60	16,337,721.94	16,374,415.60					

Notes: The use of NTA is discouraged
* Amounts should tally

Certified Correct:

NORODEN M. BALINDONG, CPA
 Agency Chief Accountant
 Date: _____

Approved By:

SAIDAMEN B. PANGARUNGAN
 Head of Agency or Authorized Representative
 Date: _____